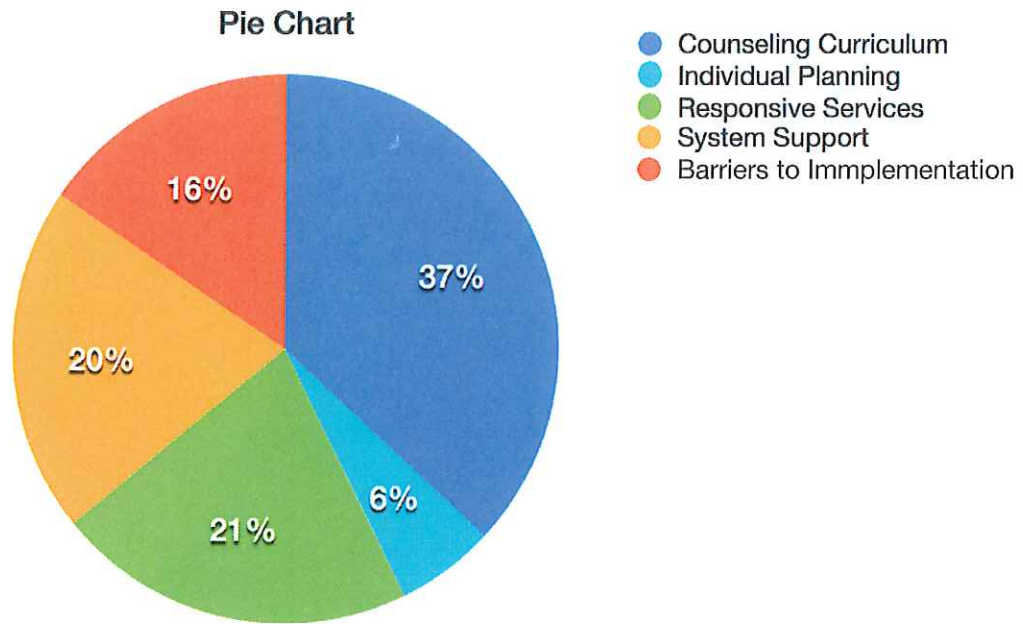


# Holden Elementary Time Task Analysis Calendar Year 2015

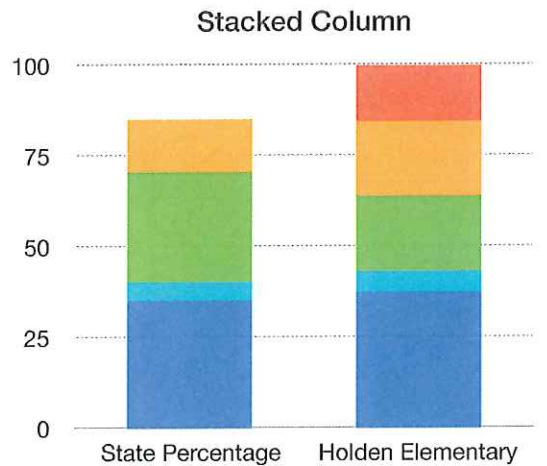
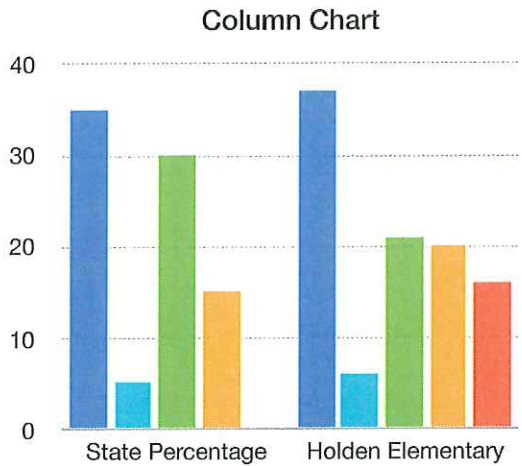


## Holden Elementary Comprehensive Guidance Program

COMPONENT	AVG. % OF TIME SPENT
Counseling Curriculum	38
Individual Planning	6
Responsive Services	22
System Support	21
Barriers to Implementation	16

# Data Comparison to State Recommended Percentages

## 2015 Calendar Year



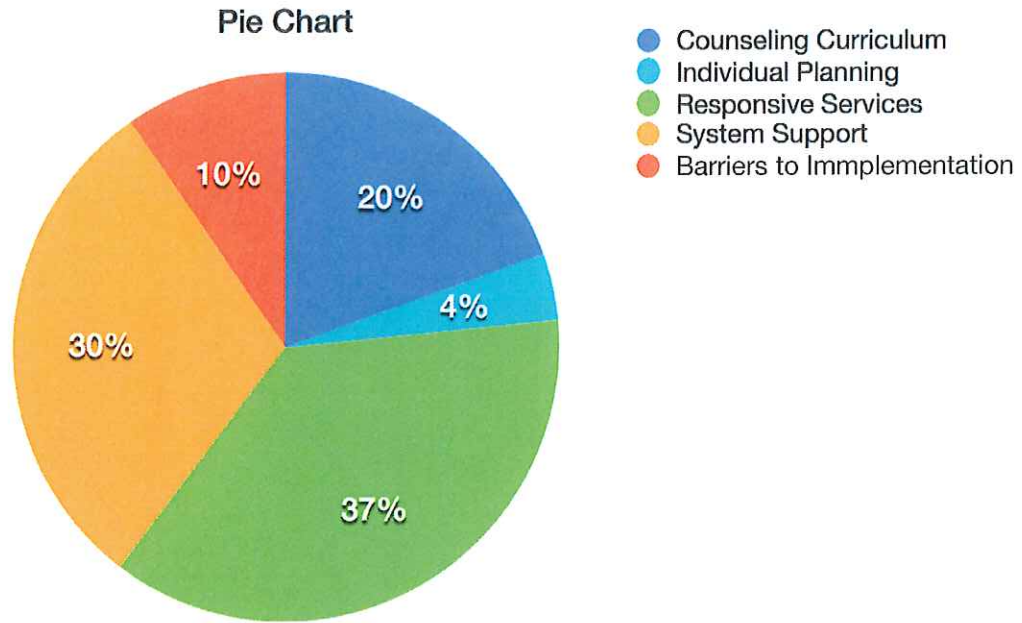
- Barriers to Implementation
- System Support
- Responsive Services
- Individual Planning
- Counseling Curriculum

**Comparison of State Recommendation**

COMPONENT	STATE PERCENTAGE	HOLDEN ELEMENTARY
Counseling Curriculum	35	37
Individual Planning	5	6
Responsive Services	30	21
System Support	15	20
Barriers to Implementation	0	16

Note: The state percentage is a range of percentages.  
 Counseling Curriculum; 35%-45%  
 Individual Planning; 5%-10%  
 Responsive Services; 30%-40%  
 System Support; 10%-15%

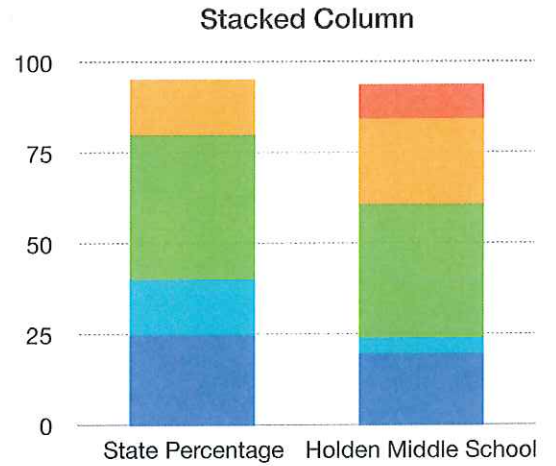
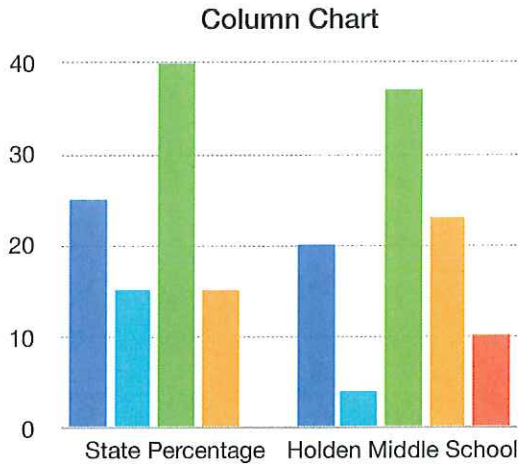
# Holden Middle School Time Task Analysis Calendar Year 2015



## Holden Middle School Comprehensive Guidance Program

COMPONENT	AVG. % OF TIME SPENT
Counseling Curriculum	15
Individual Planning	3
Responsive Services	28
System Support	23
Barriers to Implementation	7

# Data Comparison to State Recommended Middle School Percentages 2015 Calendar Year



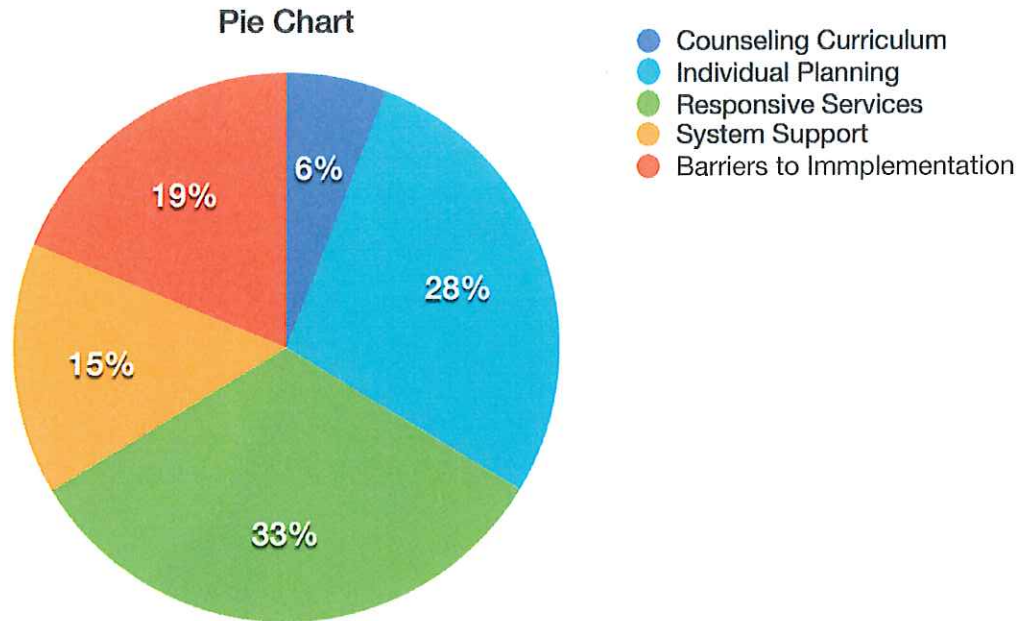
- Barriers to Implementation
- System Support
- Responsive Services
- Individual Planning
- Counseling Curriculum

**Comparison of State Recommendation**

COMPONENT	STATE PERCENTAGE	HOLDEN MIDDLE SCHOOL
Counseling Curriculum	25	20
Individual Planning	15	4
Responsive Services	40	37
System Support	15	23
Barriers to Implementation	0	10

Note: The state percentage is a range of percentages.  
 Counseling Curriculum; 25%-35%  
 Individual Planning; 15%-25%  
 Responsive Services; 30%-40%  
 System Support; 10%-15%

# Holden High School Time Task Analysis Calendar Year 2015

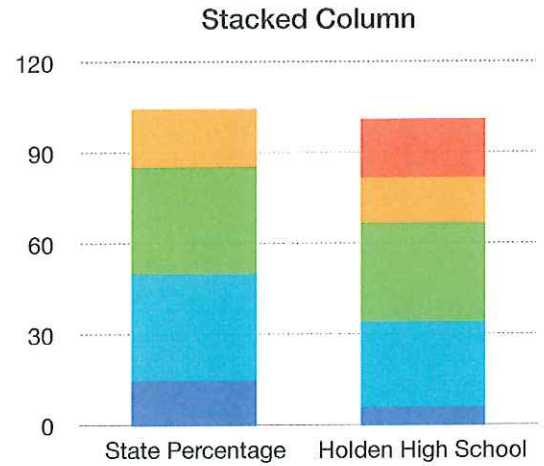
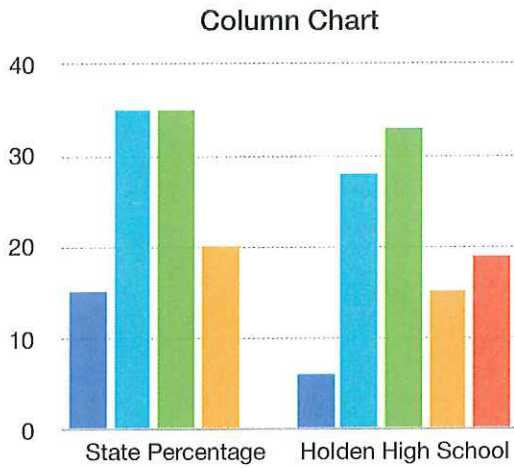


## Holden High School Comprehensive Guidance Program

COMPONENT	AVG. % OF TIME SPENT
Counseling Curriculum	6
Individual Planning	28
Responsive Services	33
System Support	15
Barriers to Implementation	19



# Data Comparison to State Recommended Percentages 2015 Calendar Year



- Barriers to Implementation
- System Support
- Responsive Services
- Individual Planning
- Counseling Curriculum

**Comparison of State Recommendation**

COMPONENT	STATE PERCENTAGE	HOLDEN HIGH SCHOOL
Counseling Curriculum	15	6
Individual Planning	35	28
Responsive Services	35	33
System Support	20	15
Barriers to Implementation	0	19